


125.508


# Easy-Line Pop-Up Animals



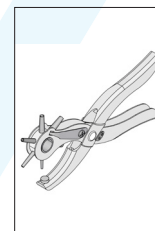
## Required tools:




Hot glue



All-purpose glue




Punch pliers




Scissors



Brush and colour



Ruler

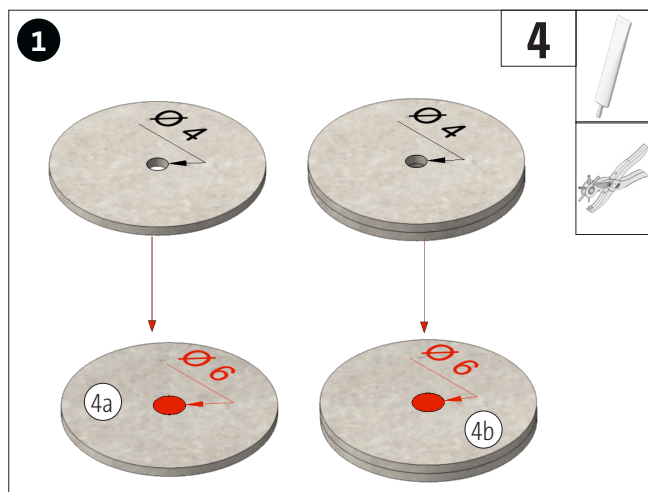


Pencil

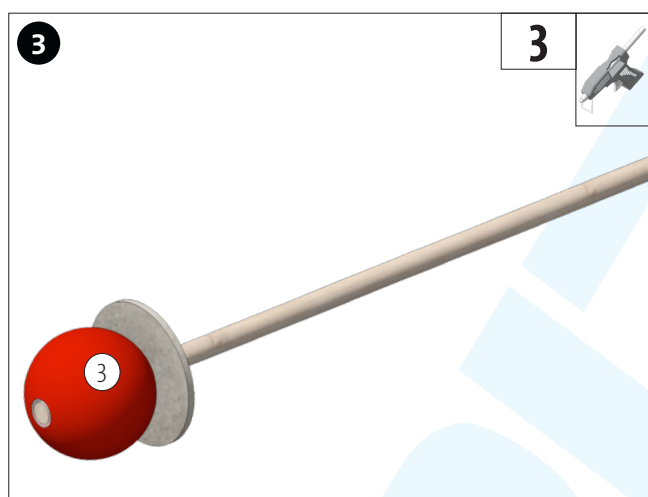
## NOTE:

After completion, the OPITEC work kits are not articles with toy character of a generally commercial kind, but teaching and learning aids to support educational work. This kit may only be built and operated by children and young people under the guidance and supervision of competent adults. Not suitable for children under 36 months. Danger of suffocation!

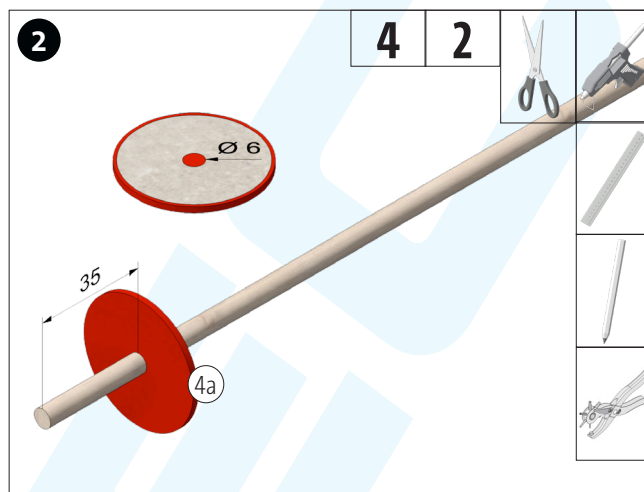
Parts list	Quantity	Dimensions (mm)	Description	Part no.
Hard paper tube	1	147x46	body	1
Wooden round bar	1	ø6x250	Push rod	2
Wooden ball with hole	1	ø35	Head	3
Cardboard wheel with hole	3	ø40	Head rest/sealing cap	4
PVC foot	1	ø20x10	Stopper	5



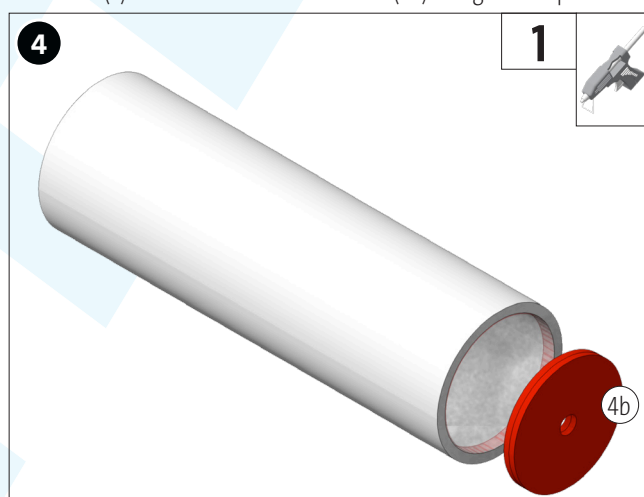
Then enlarge the hole in the single wheel and the wheels glued together to  $\varnothing 6$  mm.



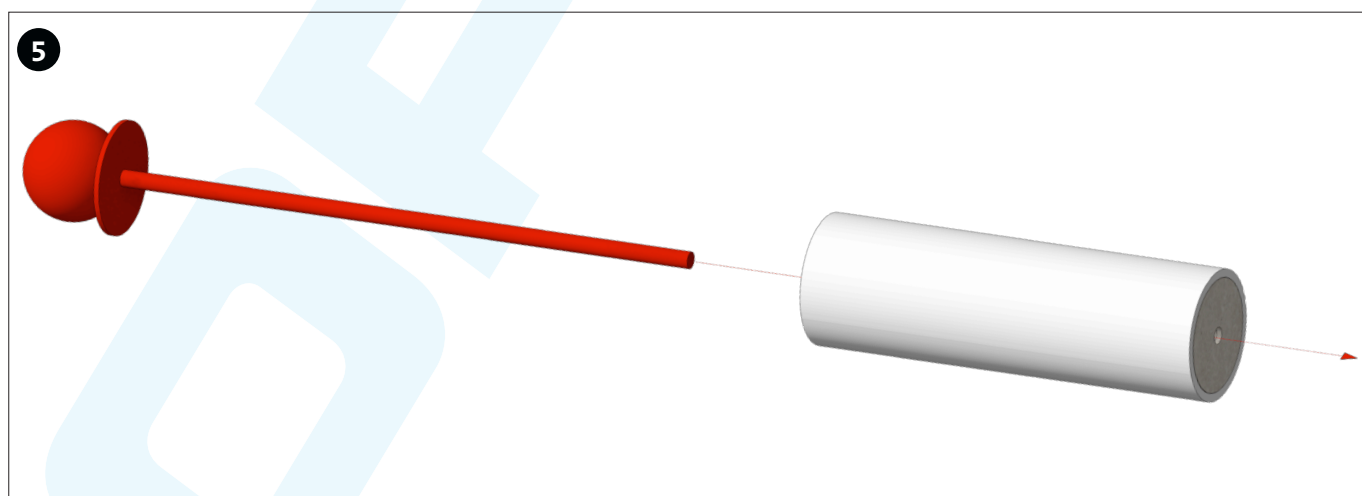
Coat the round stick all round with hot glue. Then attach the wooden ball. Work quickly to prevent the hot glue from cooling down.



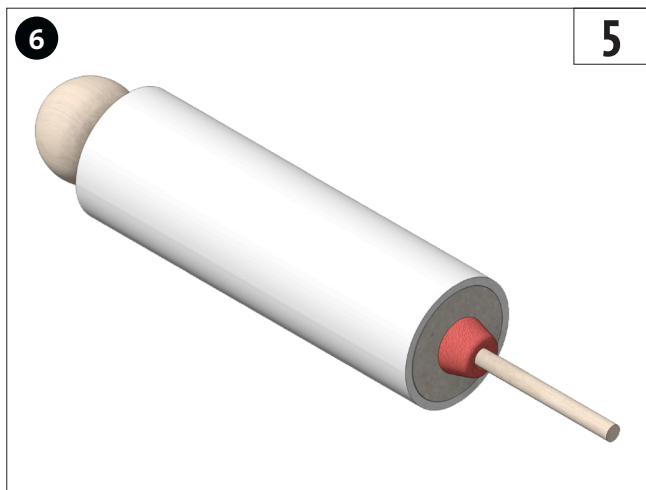
Cut off approx. 1 mm all round from the remaining cardboard wheel (4). Enlarge the hole to  $\varnothing 6$  mm. Measure 35 mm at one end of the round rod (2). Attach the cardboard wheel (4a) and glue it in place.




Glue the glued cardboard wheels (4b) to one end of the hard paper tube (1) flush with the outer edge.



Insert the wooden rod with the ball into the hard paper tube as shown and guide the round rod outwards through the hole in the cardboard wheels (4b).



Attach the stopper (5) to the round rod as shown so that it stops at the end of the hard paper tube when the head is pushed out.



Done!



The pop-up animal can then be decorated as desired with paint, foam rubber, tracing paper, fabric, pompoms or cotton wool balls - there are no limits to your imagination. Our examples show a mole and a ladybird.