


OPITEC

1 0 0 . 5 3 7

***W o o d e n b r i e f c a s e D I N
A 4***



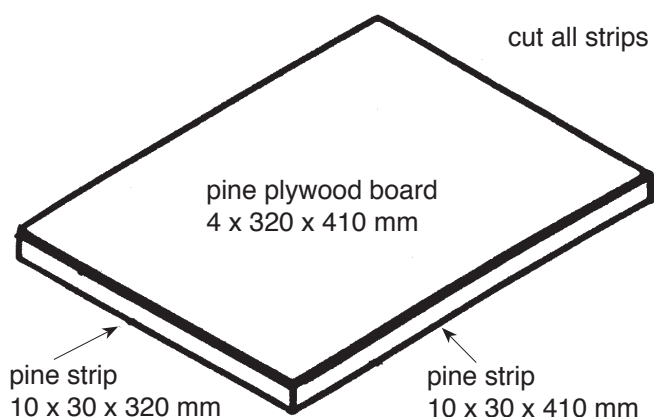
Please Note

The OPITEC range of projects is not intended as play toys for young children. They are teaching aids for young people learning the skills of Craft, Design and Technology. These projects should only be undertaken and tested with the guidance of a fully qualified adult. The finished projects are not suitable to give to children under 3 years old. Some parts can be swallowed. Danger of suffocation!

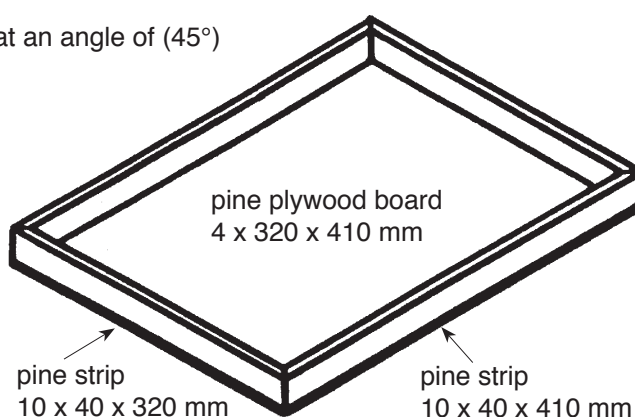
Contents:

2 pine plywood boards	4 x 320 x 410 mm	12 pozidrive screws	3 x 12 mm
2 pine plywood boards (handle)	6 x 50 x 140 mm	2 pozidrive screws	3 x 30 mm
2 pine strips	10 x 30 x 325 mm	8 nails (for locks)	10 mm
2 pine strips	10 x 30 x 425 mm	16 nails	15 mm
2 pine strips	10 x 40 x 325 mm	4 rubber stops	
2 pine strips	10 x 40 x 425 mm	2 hinges	
		2 locks	

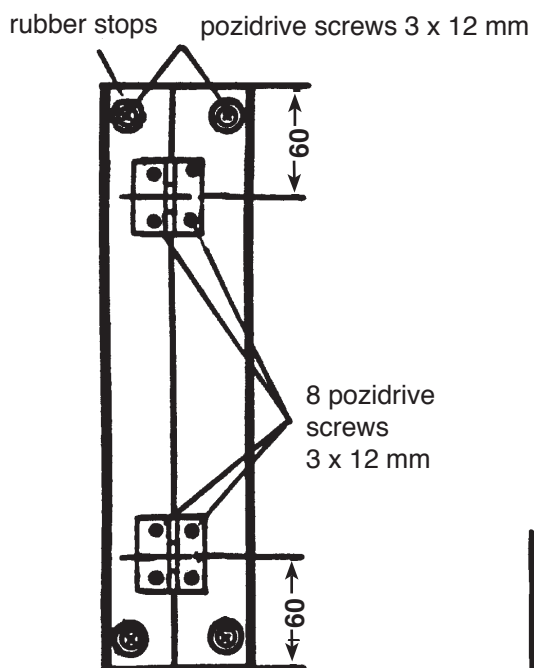
1. Lid



2. Bottom

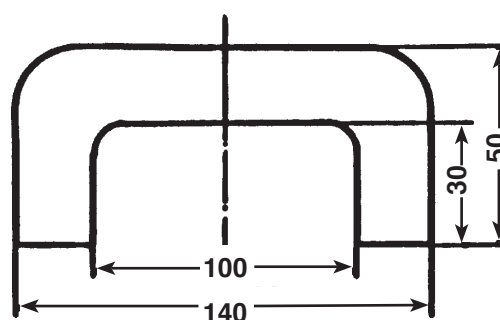


3. Hinges and rubber stops



4. Handle

glue 2 ply sheets on top of each other



5. Locks

